



MMBD914 Silicon Epitaxial Planar Switching Diode

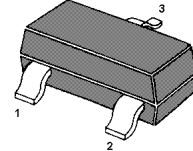
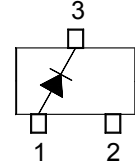
Features

- Small package
- Low forward voltage
- Fast reverse recovery time
- Small total capacitance

Applications

- Ultra high speed switching application

Marking Code: **5D**



SOT-23 Plastic Package

Absolute Maximum Ratings ($T_a = 25\text{ }^\circ\text{C}$)

Parameter	Symbol	Value	Unit
Reverse Voltage	V_R	100	V
Forward Current	I_F	200	mA
Non-repetitive Peak Forward Surge Current ($t = 1\text{ }\mu\text{s}$)	I_{FSM}	4	A
Power Dissipation	P_{tot}	350	mW
Junction Temperature	T_j	150	$^\circ\text{C}$
Storage Temperature Range	T_{stg}	- 55 to + 150	$^\circ\text{C}$

Characteristics at $T_a = 25\text{ }^\circ\text{C}$

Parameter	Symbol	Min.	Max.	Unit
Forward Voltage at $I_F = 10\text{ mA}$	V_F	-	1	V
Reverse Breakdown Voltage at $I_R = 100\text{ }\mu\text{A}$	$V_{(BR)R}$	100	-	V
Reverse Current at $V_R = 20\text{ V}$ at $V_R = 75\text{ V}$	I_R	-	25 5	nA μA
Reverse Recovery Time at $I_F = I_R = 10\text{ mA}$	t_{rr}	-	4	ns
Total Capacitance at $V_R = 0$, $f = 1\text{ MHz}$	C_T	-	4	pF

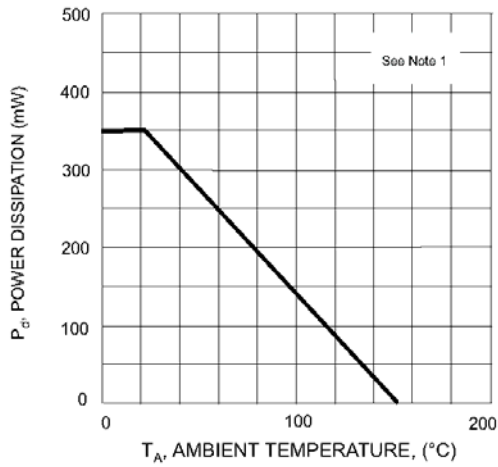


Fig. 1 Power Derating Curve

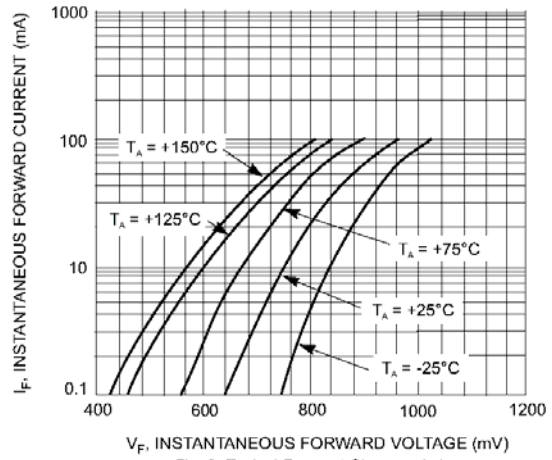


Fig. 2, Typical Forward Characteristics

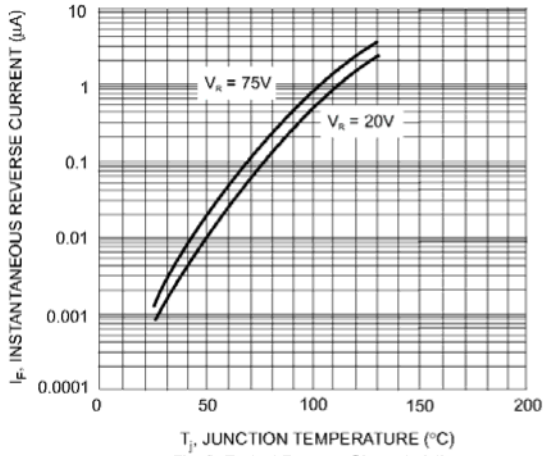


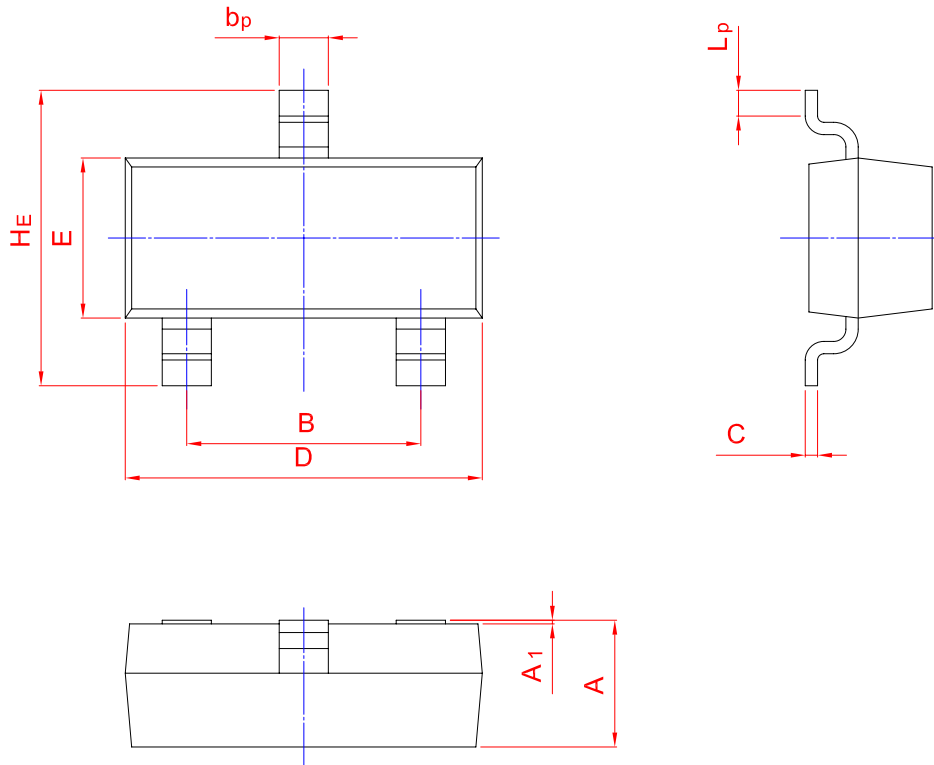
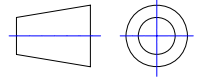
Fig. 3, Typical Reverse Characteristics



PACKAGE OUTLINE

Plastic surface mounted package; 3 leads

SOT-23



UNIT	A	B	bp	C	D	E	He	A1	Lp
mm	1.40	2.04	0.50	0.19	3.10	1.65	3.00	0.100	0.50
	0.95	1.78	0.35	0.08	2.70	1.20	2.20	0.013	0.20