

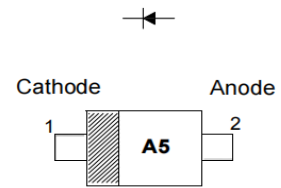


BAP51-03 GENERAL PURPOSE PIN DIODES

FEATURES

- Low diode capacitance
- Low diode forward resistance

MARKING: A5



SOD-323

Maximum Ratings and Electrical Characteristics, Single Diode @Ta=25°C

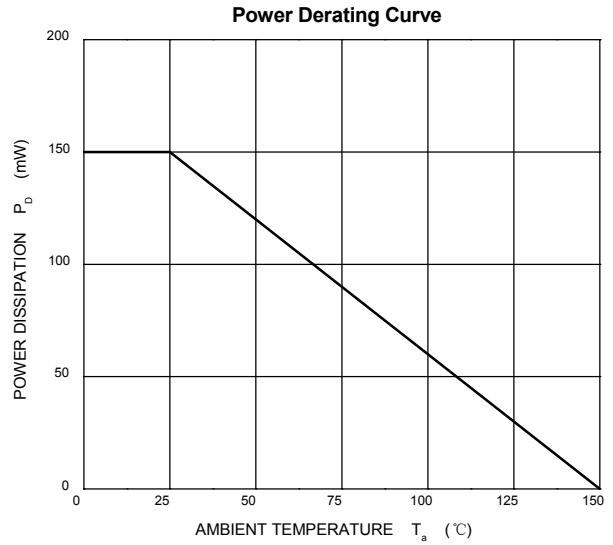
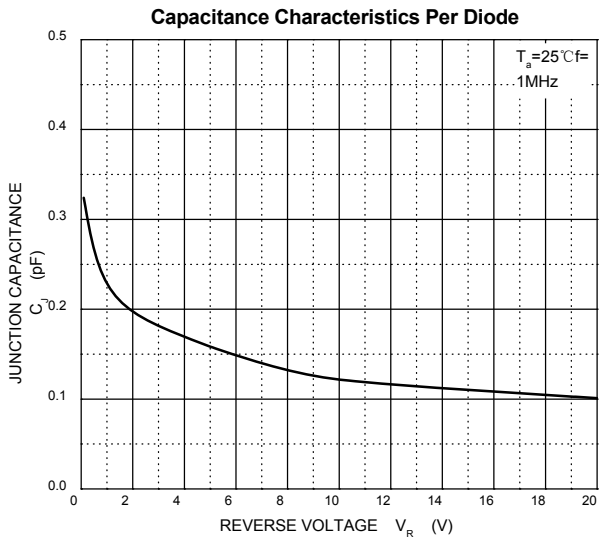
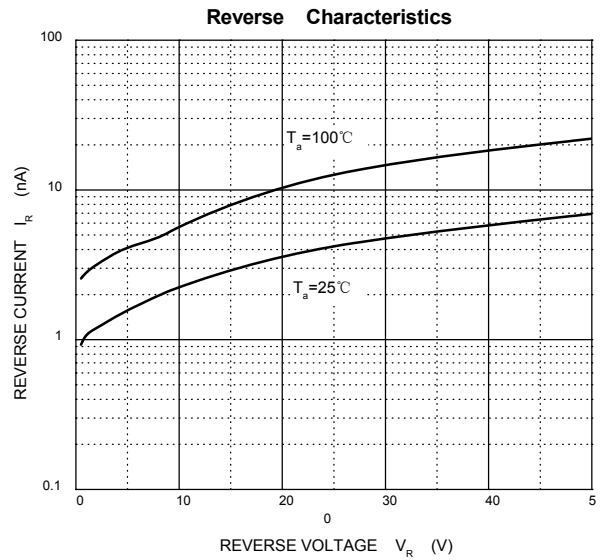
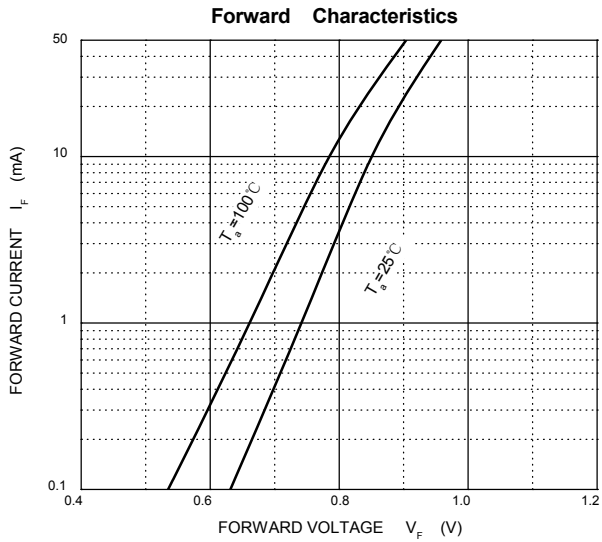
Parameter	Symbol	Limit	Unit
Continuous Reverse Voltage	V_R	50	V
Continuous Forward Current	I_F	50	mA
total power dissipation	P_{tot}	500	mW
Thermal Resistance from Junction to Ambient	$R_{\theta JA}$	833	°C/W
Junction Temperature	T_j	-55~+150	°C
Storage Temperature	T_{STG}	-55~+150	°C

Electrical Ratings @Ta=25°C

Parameter	Symbol	Min	Typ	Max	Unit	Conditions
Continuous reverse voltage	V_R	50			V	$I_R=10\mu A$
Forward voltage	V_F			1.1	V	$I_F=50mA$
Reverse current	I_R			100	nA	$V_R=50V$
Diode capacitance	C_{d1}		0.4*		pF	$V_R=0V, f=1MHz$
	C_{d2}			0.55	pF	$V_R=1V, f=1MHz$
	C_{d3}			0.35	pF	$V_R=5V, f=1MHz$
Diode forward resistance	r_D			9	Ω	$I_F=0.5mA, f=100MHz; note1$
	r_D			6.5	Ω	$I_F=1mA, f=100MHz; note1$
	r_D			2.5	Ω	$I_F=10mA, f=100MHz; note1$



Typical Characteristics





PACKAGE OUTLINE

Plastic surface mounted package; 2 leads

SOD-323

